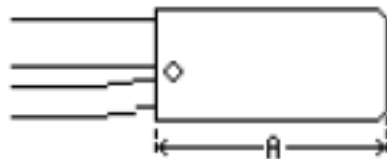
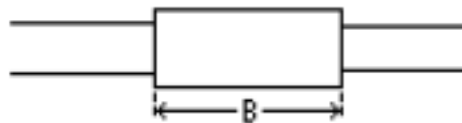


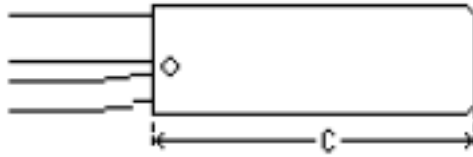
JUEGO	NIVEL TENSIÓN	RANGO COND. ALIMENTADOR AWG Ó MCM	RANGO COND. MOTOR AWG Ó MCM
5300	1000V (V)	14 – 10	16 – 12
5301	1000V (V)	10 – 4	12 – 4
5302	1000V (V)	2 – 1/0	4 – 1/0
5303	1000V (V)	1/0 – 250	2 – 250
5304	1000V (V)	250 – 500	4/0 – 500
5311	1000V (L)	10 – 4	12 – 4
5312	1000V (L)	2 – 1/0	4 – 1/0
5313	1000V (L)	1/0 – 250	2 – 250
5314	1000V (L)	250 – 500	4/0 – 500
5316	1000V (V)	8 – 4	10 – 4
5317	1000V (V)	2 – 1/0	4 – 1/0
5318	1000V (V)	1/0 – 250	2 – 250
5319	1000V (V)	250 – 500	4/0 – 500
5316	5Kv (V)*	8 – 4	10 – 4
5317	5Kv (V)*	2 – 1/0	4 – 1/0
5318	5Kv (V)*	1/0 – 250	2 – 250
5319	5Kv (V)*	250 – 500	4/0 – 500
5321	5Kv (V)**	8 – 4	10 – 4
5322	5Kv (V)**	2 – 1/0	4 – 1/0
5323	5Kv (V)**	1/0 – 250	2 – 250
5324	5Kv (V)**	250 – 500	4/0 – 500
5331	5Kv (L)***	8 – 4	10 – 4
5332	5Kv (L)***	2 – 1/0	4 – 1/0
5333	5Kv (L)***	1/0 – 250	2 – 250
5334	5Kv (L)***	250 – 500	4/0 – 500



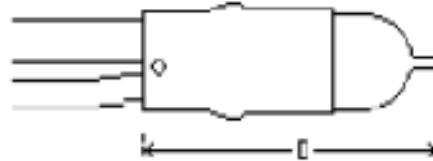
JUEGO	A
5300	53 mm (2.1 plg)
5301	86 mm (4.4 plg)
5302	107 mm (4.2 plg)
5303	135 mm (5.3 plg)
5304	170 mm (6.7 plg)



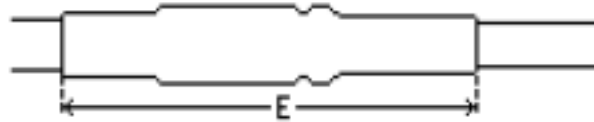
JUEGO	B
5311	102 - 127 mm (4 - 5 plg)
5312	203 - 229 mm (8 - 9 plg)
5313	229 - 254 mm (9 - 10 plg)
5314	304 - 330 mm (12 - 13 plg)



JUEGO	C
5316	203 mm (8.0 plg)
5317	241 mm (9.5 plg)
5318	279 mm (11 plg)
5319	330 mm (13 plg)



JUEGO	D
5321	178 - 203 mm (7 - 8 plg)
5322	203 - 229 mm (8 - 9 plg)
5323	229 - 254 mm (9 - 10 plg)
5324	267 - 292 mm (10.5 - 11.5 plg)



JUEGO	E
5331	254 - 279 mm (10 - 11 plg)
5332	304 - 330 mm (12 - 13 plg)
5333	381 - 406 mm (15 - 16 plg)
5334	432 - 457 mm (17 - 18 plg)